


### 30-52GHz Rx Module, 2.4mm Integrated X4 Multiplier LO Port

2022-4-25



#### Description:

AT-RX-3052LN-24 is an Rx Module covering 30-52GHz based on GaAs MMIC technology.

RF Port frequency range is from 30-52GHz with 2.4mm connector. LO range is 7.5-13GHz as X4 multiplier inside on LO chain. IF port frequency from DC to 20GHz with SMA Female connector.

More information, please visit [www.atmicrowave.com](http://www.atmicrowave.com)

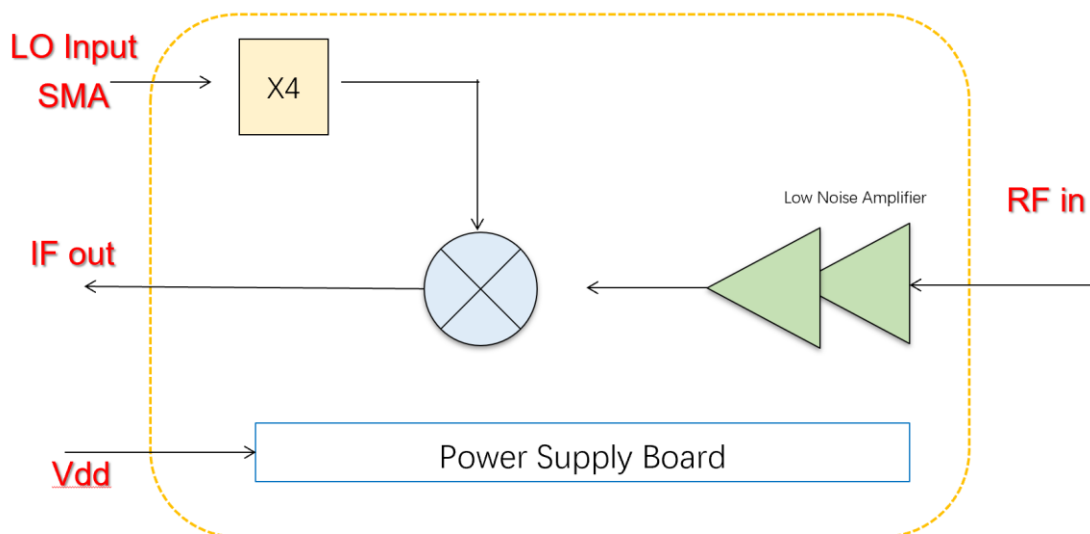
#### Feature

- ✓ RF Range: 30-52GHz
- ✓ LO Range: 7.5-13GHz
- ✓ High Gain: 25dB
- ✓ Low NF=3dB

#### Application

- ✓ 5G Communication
- ✓ Test Equipment
- ✓ ROF (RF Over Fiber)
- ✓ Radar System

#### Diagram Block





# AT-RX-3052LN-24

30-52GHz Rx Module Integrated with x4

## Electronical Specifications: (IF=100MHz if not specified)

Parameter	Min	Typical	Max
RF Frequency		30-52GHz	
IF Range		DC-20GHz	
Conversion Gain	20dB	25dB	
LO Input Frequency		7.5-13GHz	
LO Driver	+3	+5dBm	+7
LO Multiplier Factor		X4	
NF		3dB	4.5dB
Vdd		+5V	+8V
Idd		0.3A	
Spec Temp		25C	


## Mechanical Information

Item	Description
RF Port	2.4mm
LO Port	SMA Female
IF Port	SMA Female
Case Material	Copper
Finish	Gold Plated
Weight	130g
Size:	See outline

## Absolute Maximum Ratings Table

Parameter	Value
RF Power	+5dBm
LO Power	+23dBm
Vdd	+9V
Operating Temperature	-20 to +70C
Storage Temperature	-65 to +150C





# AT-RX-3052LN-24

30-52GHz Rx Module Integrated with x4

---

## Test Data (25C)

Please note that test curves will vary slightly from unit to unit.

TO BE ADDED

## Notes:

1. Datasheet may be changed according to update of MMIC, Raw materials , process, and so on.
2. This data is only for reference, not for guaranteed specifications.
3. Please contact AT Microwave team to make sure you have the most current data.

## Dimension (mm)

To be added.

